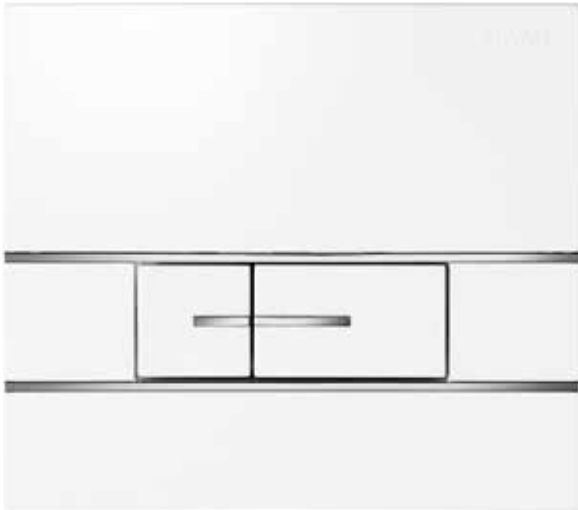


# > SEGMENT

Can be installed on BCM 790, BCM - BCU 350 and Intraslim B

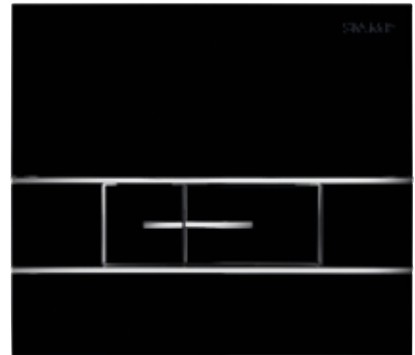
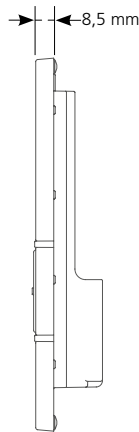
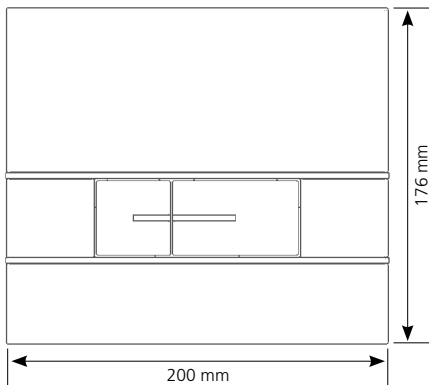


White & Bright chrome inserts

## DESCRIPTION

- Modern design underlined by chrome inserts
- Made from ABS
- Dual flush
- Mechanical actuation
- Actuation force below 20 Newton
- Smooth actuating screws to avoid operating noise
- Hand cuttable fixing and actuation screws for adapting length to cladding
- Flush plate serves as an access point for reaching the cistern equipment
- Cladding thickness between 16 and 100 mm


FLUSHING OPTIONS



Black & Bright chrome inserts



Stainless steel finish & Bright chrome inserts



Bright chrome & Matt chrome inserts

## TEXT FOR TENDERS:

**SEGMENT** .....

Ref.: 31 17.... 10

Dual flush actuation plate, ..... finish rectangular plate and buttons, ..... inserts. 2-year guarantee. Dimensions height 176 mm, width 200 mm and depth 8,5 mm. Delivered with back fixing frame, 2 fixing screws and 2 actuation screws.

	Ref.	Barcode	Packing	Packing			Pallet quantity
				Nb	M <sup>3</sup>	Kg	
SEGMENT White / Bright chrome inserts	31 1710 10	3 24723 002417 9	Carton	40	0,096	16	-
SEGMENT Black / Bright chrome inserts	31 1711 10	3 24723 002418 6	Carton	40	0,096	16	-
SEGMENT Stainless steel finish / Bright chrome inserts	31 1712 10	3 24723 002419 3	Carton	40	0,096	16	-
SEGMENT Bright chrome / Matt chrome inserts	31 1722 10	3 24723 002422 3	Carton	40	0,096	16	-



For more information:  
Web: [siamp.co.uk](http://siamp.co.uk)