

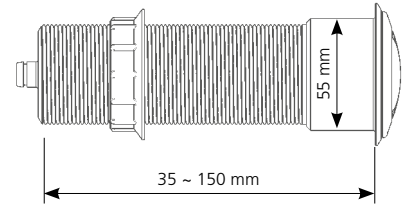
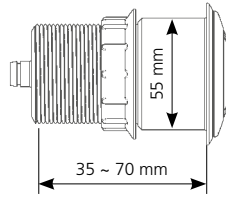
> Extended Cable Flushing

Can be installed on Intra cable and Trueflow



DESCRIPTION

- > Remote flushing
- > Wall crossing up to 150 mm.
- > Recessed installation
- > Push button made from ABS
- > Push button bright chrome plated finish
- > Dual flush
- > Cable actuation
- > Actuation force below 20 Newton
- > Wall crossing tube made from aluminium



> Optima series raised buttons



DESCRIPTION

- > Remote flushing
- > Bright chrome finish
- > Made from ABS
- > Single flush
- > Raised button with external actuation range dedicated to less able people, seniors and juniors
- > Cable actuation

TEXT FOR TENDERS:

Extended cable flushing dual flush 800/70

Ref.: 31 5005 10

Dual flush, made from ABS, bright chrome plated finish, Ø 55 mm hole recessed installation, outer casing made from aluminium, cable actuation, wall crossing up to 70 mm. 2-year guarantee.

Extended cable flushing dual flush 800/150

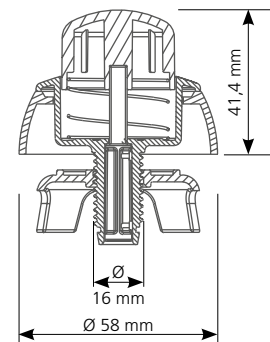
Ref.: 31 5004 10

Dual flush, made from ABS, bright chrome plated finish, Ø 55 mm hole recessed installation, outer casing made from aluminium, cable actuation, wall crossing up to 150 mm. 2-year guarantee.

Optima Raised buttons

Ref.: 34 07

Single flush, with ABS raised button, bright chrome finish, cable actuation, Ø 16 mm hole recessed installation, Ø 58 mm plated rosette. 2-year guarantee.



	Ref.	Barcode	Packing	Packing			Pallet quantity
				Nb	M ³	Kg	
Extended cable flushing dual flush 800/70	31 5005 10	3 24723 002142 0	Carton	1	-	-	-
Extended cable flushing dual flush 800/150	31 5004 10	3 24723 002141 3	Carton	1	-	-	-
Optima S raised button	34 7051 07	3 24723 004273 9	Bag	250	0,07	12,5	-
Optima 49 raised button	34 5054 07	3 24723 004328 6	Bag	250	0,07	12,5	-
Optima 50 raised button	34 5051 07	3 24723 004274 6	Bag	250	0,07	12,5	-