




INGENIO SELF-SUPPORTING QUIETO OD version

Wall frame

ULTRA QUIET



- 100% **SELF-SUPPORTING** (wall fixing not necessary)
- Accuracy of installation : **EASY** and **QUICK**
- An assortment of **INNOSIAMP** for an **INTUITIVE** installation
- The **QUIETEST** inlet valve on the market

USE



- ✓ For installing a wall hung-standard, extended or compact WC
- ✓ Design for floor or wall installation
- ✓ Self-supporting wall frame **bearing a 400 kg load**
- ✓ Dual flush front flush plate
- ✓ Easy maintenance **with no tools**
- ✓ Optimal working conditions

FEATURES

Self-supporting structure

- Compact and resistant 45 x 45 mm steel tube
- Anti-corrosion treated
- Feet with oblong fixing holes to allow the lateral adjustment of the frame position.
- **Feet delivered in the installation position**
- **Self-braking system** : easy height adjustment by a single person
- **Built-in bull's eye spirit level** for instant level assessment **INNOSIAMP**
- **Quick fixing** threaded rods, allows for adjustment after cladding completion
- Supplied with quick fixing wall brackets (installation optional)

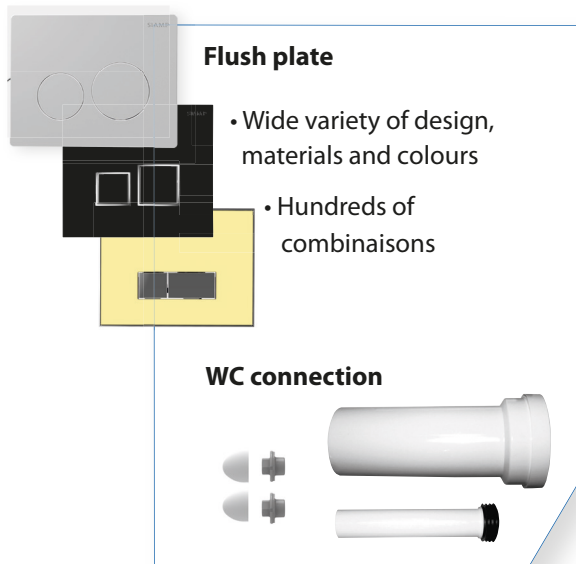
Flushing cistern

- Dual flush outlet valve, factory preset for 6/3 litre flushing
- **Ultra quiet water saving delayed action** inlet valve QUIETO OD
- Insulated cistern to prevent condensation
- Rigid templates supplied to **protect the connections** during the construction phase
- Direct access for maintenance through the flush plate window
- Supplied with an additional outlet valve seal and membrane

INGENIO SELF-SUPPORTING QUIETO OD version

Wall frame

ACCESSORIES



Flush plate

- Dual flush front flush plate with mechanical actuation
- **Quick and intuitive** lock of the flush plate
- Easy adjustment system for adapting the length to cladding

Water connection

- Ultra quiet : **straight stopcock** with built-in hose (INNOSIAMP)
- 1/2" brass isolating valve, **accessible from the outside of the cistern**
- Right connection factory preinstalled, possible left connection

Cladding

- Rigid template in the flush plate zone: ensures the support of the flush plate, delimits the cladding and its thickness
- Rigid template in the bowl connection zone (INNOSIAMP)
- Rigid templates to protect during the construction phase (INNOSIAMP)

Accessories

- 90° outlet bend, Ø100 mm, made from HDPE, to be glued
- Toilet bowl connection set with drainage and supply sleeves and quick fixing threaded rods (**one unique single piece**) (INNOSIAMP)

TEXT FOR TENDERS

INGENIO SELF-SUPPORTING / QUIETO OD 

Ref.: 31 3260 10

Wall frame for WC wall hung solution, 10-year guarantee.

For floor or wall installation.

For installing a wall hung-standard or extended WC.

Resistant NF structure bearing a 400 kg load, steel tubes 45x45x1.5 mm, anti-corrosion treated.

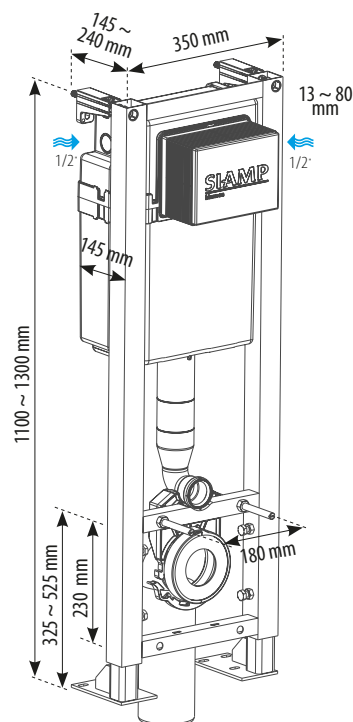
Adjustable height from 1100 to 1300 mm, width 350 mm, depth 147 mm.

Insulated cistern, factory preset flush at 6/3 litres, equipped with a dual flush outlet valve and a ultra quiet water saving delayed action NF inlet valve.

Right or left water connection. Straight stopcock with a ultra quiet built-in hose, NF certified.

Supplied with fixing and protection accessories.

	Ref.	Barcode	Packing	Nb	Packing L. x d. x h. (mm)	Pallet quantity
INGENIO SELF-SUPPORTING	10 00022 34	3 24723 013483 0	Carton	1	1140 x 395 x 185	28



- 1 = 147 mini ~ 240 mm max
- 2 = 13/20** ~ 80 mm
- 4 = 0 ~ 200 mm
- if 3 = 400 => 4 = 200 mm max*
- if 3 = 480 => 4 = 120 mm max*

*When the distance between the WC fixing axle and the WC seat is 75 mm

**According to flush plate